

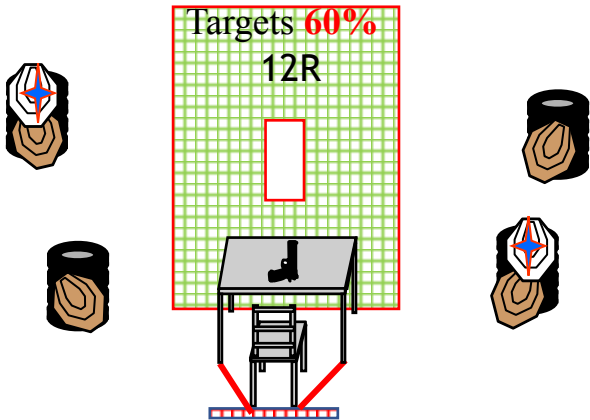
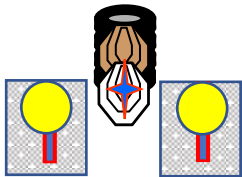
Stage 1

6 IPSC Mini Targets (60%)
3 IPSC No-Shoot



Rounds to be scored: 12

Start Position	Heels touching the Red mark
Handgun Ready Condition	Gun loaded and holstered
Time starts	Audible signal
Procedure	Upon Start signal, engage all targets from the designated shooting area.
Note:	



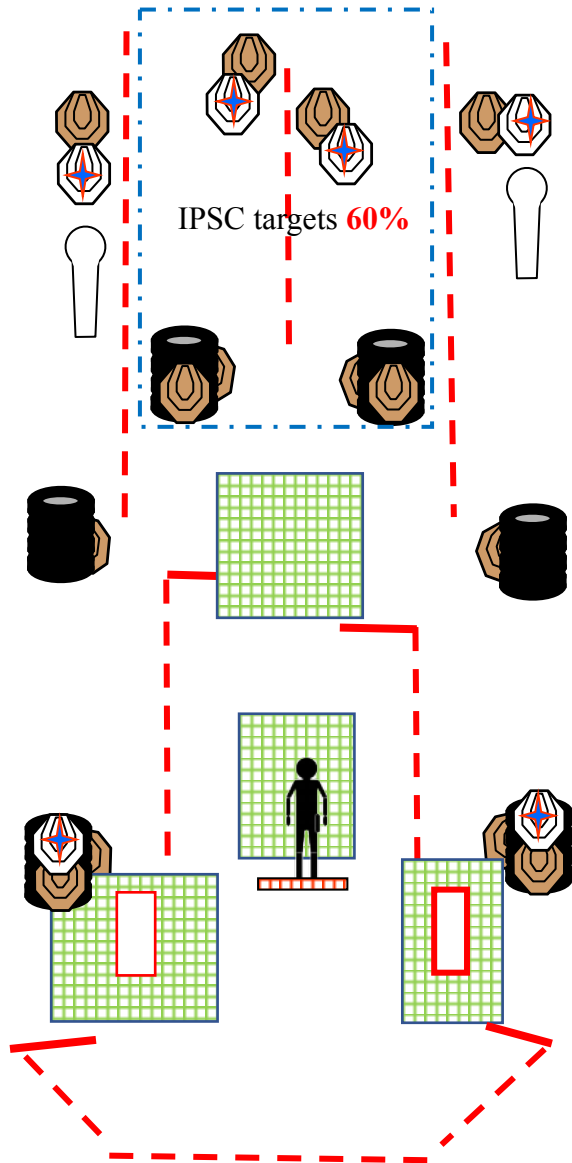
Stage 2

- 5 IPSC Mini Targets (60%)
- 2 IPSC Metal Plate
- 3 IPSC No-Shoot
- 3.



Rounds to be scored: 12

Start Position	Sits on the chair
Handgun Ready Condition	Gun loaded and holstered
Handgun Ready Condition	Audible signal - Times stops at last shot
Timer Starts	Audible signal
Procedure	Upon Start signal, engage all targets from the designated shooting area.
Note:	Sit and Shoot all targets from the chair



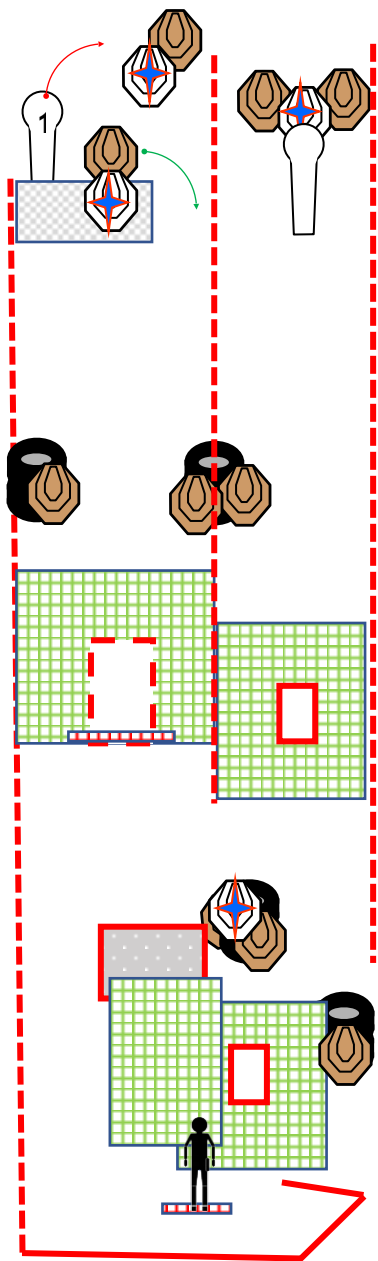
Stage 3

14 IPSC Targets (60 and 100%)
 2 IPSC Popper
 6 IPSC No-Shoot



Rounds to be scored: 30

Start Position	Heels touching the Red mark
Handgun Ready Condition	Gun loaded and holstered
Time starts	Audible signal
Procedure	Upon Start signal, engage all targets from the designated shooting area.
Note:	



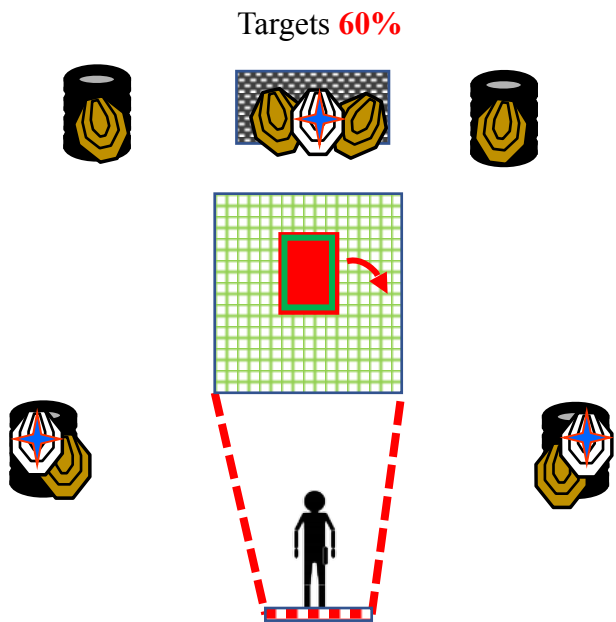
Stage 4

11 IPSC Targets
2 IPSC Poppers
4 IPSC No-Shoot



Rounds to be scored: 24

Start Position	Heels touching the Red mark
Handgun Ready Condition	Gun loaded and holstered
Time starts	Audible signal
Procedure	Upon Start signal, shoot all targets from the designated shooting area.
Note:	P.P1 activate Pop-Up target



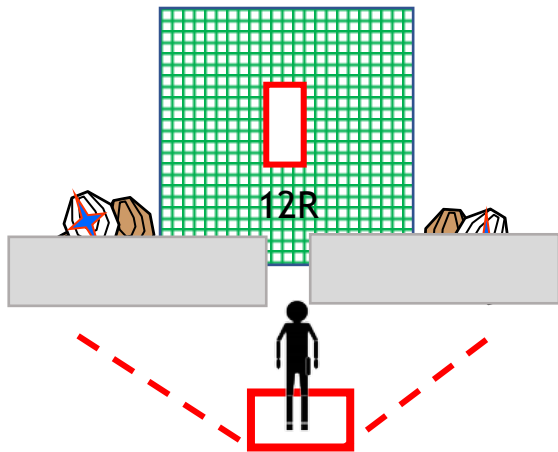
Stage 5

6 IPSC Mini Targets (60%)
3 IPSC No-Shoot



Rounds to be scored: 12

Start Position	Heels touching the Red mark
Handgun Ready Condition	Gun loaded and holstered
Time starts	Audible signal
Procedure	Upon Start signal, engage all targets from the designated shooting area.
Note:	Weak hand open the window



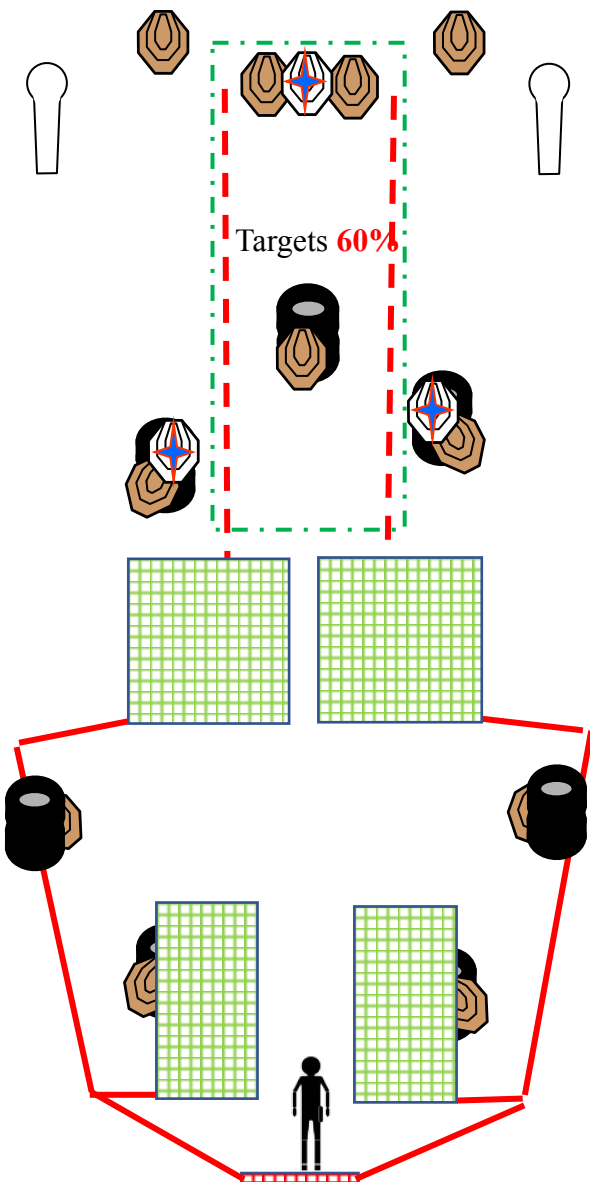
Stage 6

6 IPSC Mini Targets (60%)
3 IPSC No-Shoot



Rounds to be scored: 12

Start Position	stand relaxes in the box
Handgun Ready Condition	Gun loaded and holstered
Time starts	Audible signal
Procedure	Upon Start signal, engage all targets from the designated shooting area.



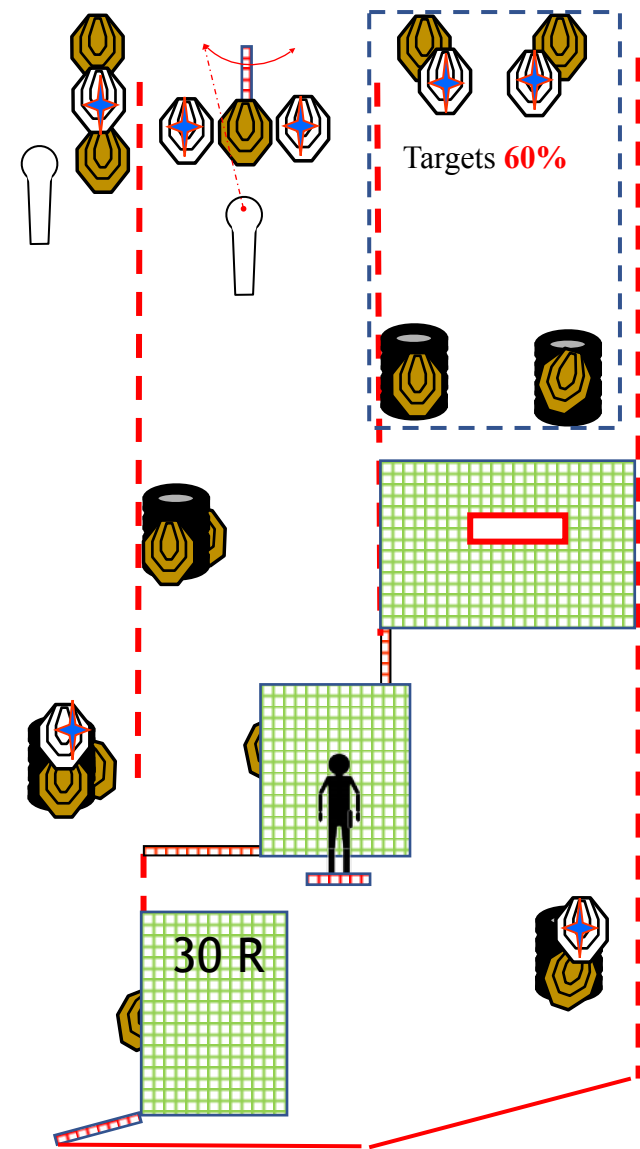
Stage 7

- 11 IPSC Targets (60 and 100%)
- 2 IPSC Poppers
- 3 IPSC No-Shoot



Rounds to be scored: 24

Start Position	Heels touching the Red mark
Handgun Ready Condition	Gun loaded and holstered
Time starts	Audible signal
Procedure	Upon Start signal, shoot all targets from the designated shooting area.
Note:	IPSC targets 60 and 100%



Stage 8

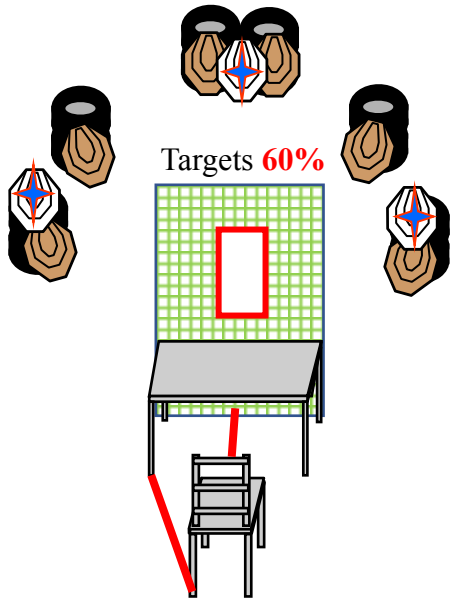
14 IPSC Targets (60 and 100%)
 2 IPSC Popper
 6 IPSC No-Shoot



Rounds to be scored: 30

Start Position	Heels touching the Red mark
Handgun Ready Condition	Gun loaded and holstered
Time starts	Audible signal
Procedure	Upon Start signal, engage all targets from the designated shooting area.
Note:	IPSC P.Popper activates swinging target

Week hand Only



Stage 9

6 IPSC Mini Targets (60%)
Some IPSC No-Shoot

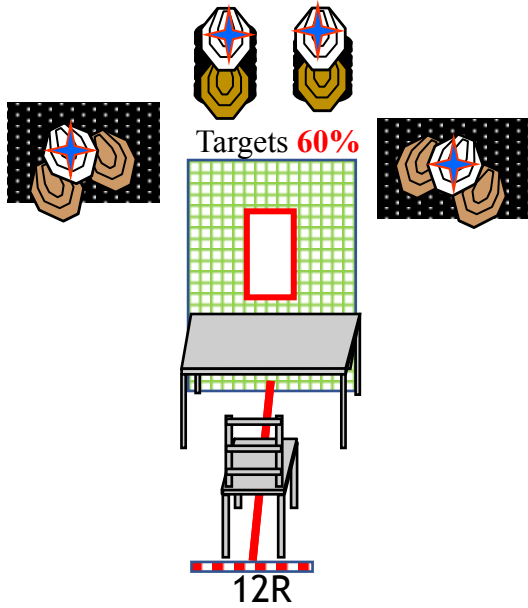


Rounds to be scored: 12

Start Position	Sits on the chair in front of the window
Handgun Ready Condition	Gun loaded on the table, all the other magazines on the belt.
Time starts	Audible signal
Procedure	Upon Start signal, engage all targets from the designated shooting area WEEK HAND ONLY
Note:	Sits and shoot all targets from the chair *(week hand only)

gun unloaded in the holster

Strong Hand Only



Stage 10

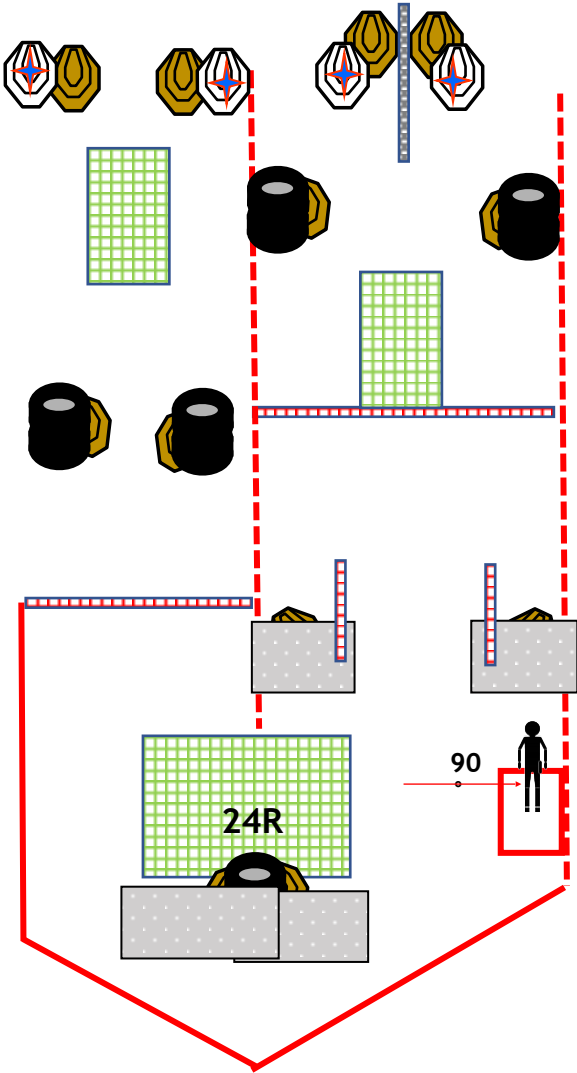
6 IPSC Mini Targets (60%)
1 IPSC No-Shoot



Rounds to be scored: 12

Start Position	Sits on the chair
Handgun Ready Condition	Gun Unload in the holster
Time starts	Audible signal
Procedure	Upon Start signal, Load and engage all targets from the designated shooting area Strong HAND ONLY
Note:	Sits and shoot all targets from the chair *(strong hand only)

shoot and nonschool



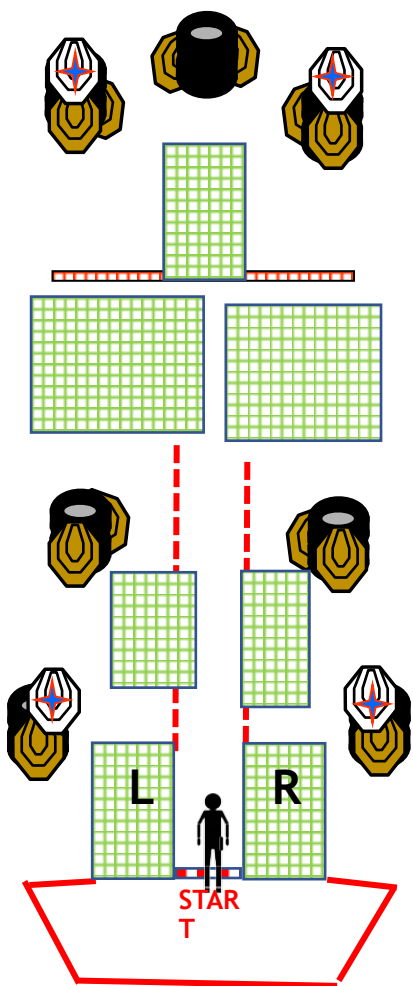
Stage 11

12 IPSC Targets 60%
4 IPSC No-Shoot



Rounds to be scored: 24

Start Position	Shooter in the box turned 90° face to the wall
Handgun Ready Condition	Gun loaded and holstered
Time starts	Audible signal
Procedure	Upon Start signal, shoot all targets from the designated shooting area.
Note:	All targets 62% School and No school



Stage 12

12 IPSC mini Targets (60%)
4 IPSC No-Shoot



Rounds to be scored: 24

Start Position	Shooter relax on START
Handgun Ready Condition	Gun loaded and holstered
Time starts	Audible signal
Procedure	Upon Start signal, shoot all targets from the designated shooting area.
Note:	