

Shotgun Cup 2019

12 Stages 160 Rounds 820 Points

126 Birdshot / 26 Slug / 8 Buckshot

Stage	Range	Rounds	Course	Ammo
1	4	16	Medium	Bird
2	5	8	Short	Bird
3	6	16	Medium	Bird
4	5	8	Short	Bird
5	7	16	Medium	Bird
6	8	16	Medium	Bird
7	10 R	8	Short	Bird
8	10 L	6	Short	Bird
9	13	26	Long	Bird
10	12	6	Short	Bird
11	14	26	Long	Slug
12	9	8	Short	Buck

Shotgun Cup 2019

General Regulations

Special restrictions for Germany

By German Law it is prohibited to use magazines with a capacity of more than 10 rounds for sportshooting with semiauto shotguns.


Detachable magazines with a former capacity of not more than 12 rounds may be used if they are blocked to not more than 10 rounds. Tube type magazines must not hold more than 10 rounds of the longest shell the shotgun is proofed for and must never be loaded with more than 10 rounds .

Scoring

For Slugs: All paper targets are scored with the best two hits.

Competitor Ready Condition

If not otherwise stated in the WSB the condition is as described in rule 8.2.2.1 or 8.2.2.2

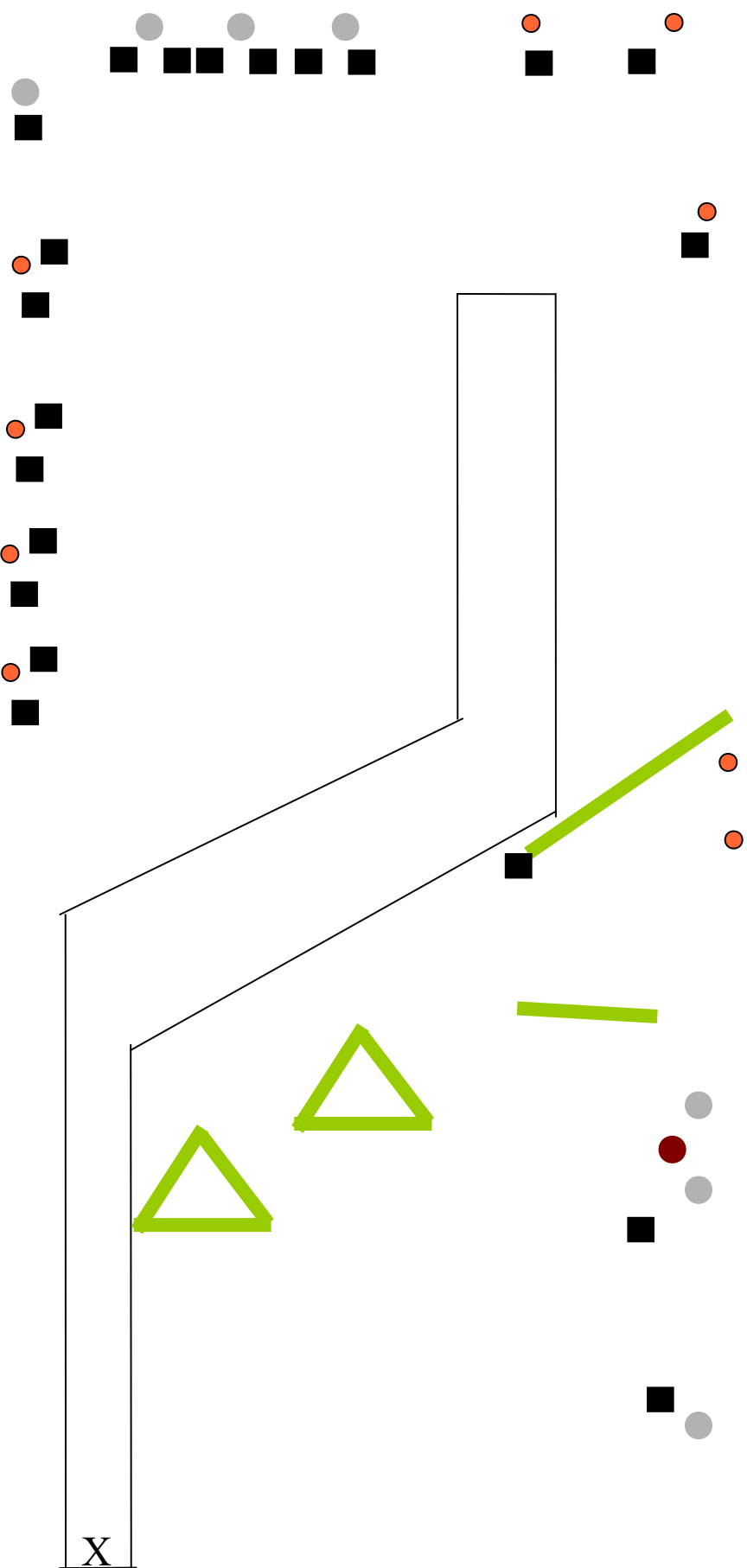
 = wall (web)

 = plate

 =NS-plate

 = clay

 = tyres



medium-course

birdshot only

targets :9 clays, 7 IPSC plates

rounds to be scored: 16

SG ready condition: option 1

start-position : Holding SG with both hands (8.2.2.1), one foot touching X

start-signal : audible

procedure : after the start-signal engage all targets.

Stage 1 Range 4

short-course

birdshot only

targets : 4 IPSC plates, 4 clays,,

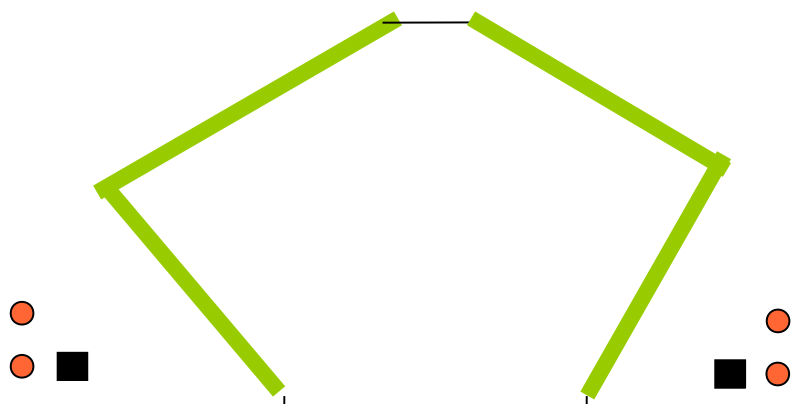
rounds to be scored : 8

SG ready condition: option 2

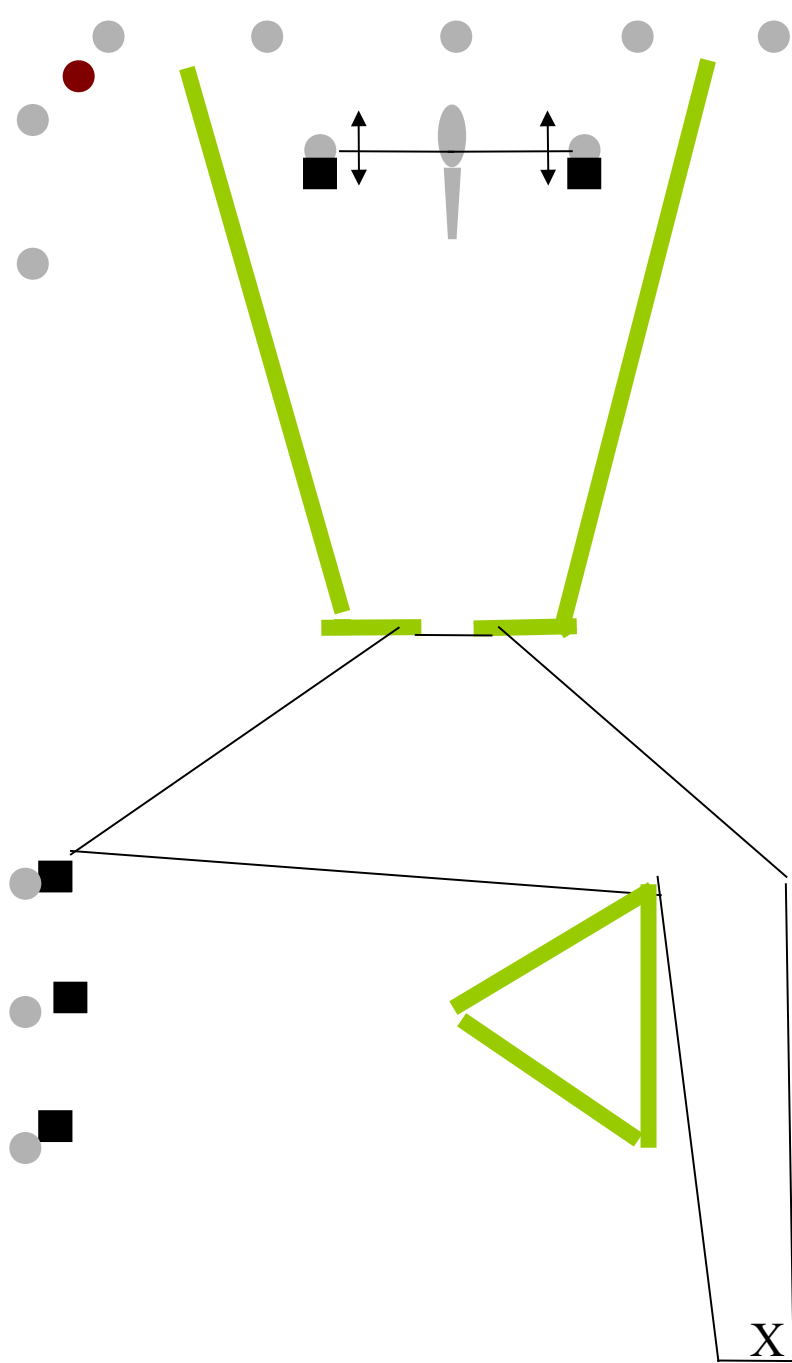
start-position : standing relaxed at x,
facing **uprange**, toes touching the mark,
gun is laying on desk as shown

start-signal: audible

procedure : after the start-signal engage
all targets from within the designated
area.



Stage 2 Range 5



medium-course

birdshot only

targets :1 IPSC-popper, 14 IPSC plates, 1 clay

rounds to bescored: 16


SG ready condition: option 1

start-position : holding SG with both hands (8.2.2.1), one foot touching X

start-signal: audible

- procedure : after the start-signal engage all targets from within the designated area. IP activates 2 plates which go up and down, plates will remain visible at rest.
-

Stage 3 Range 6



short-course

Birdshot only

targets :8 IPSC plates

Rounds to be scored : 8

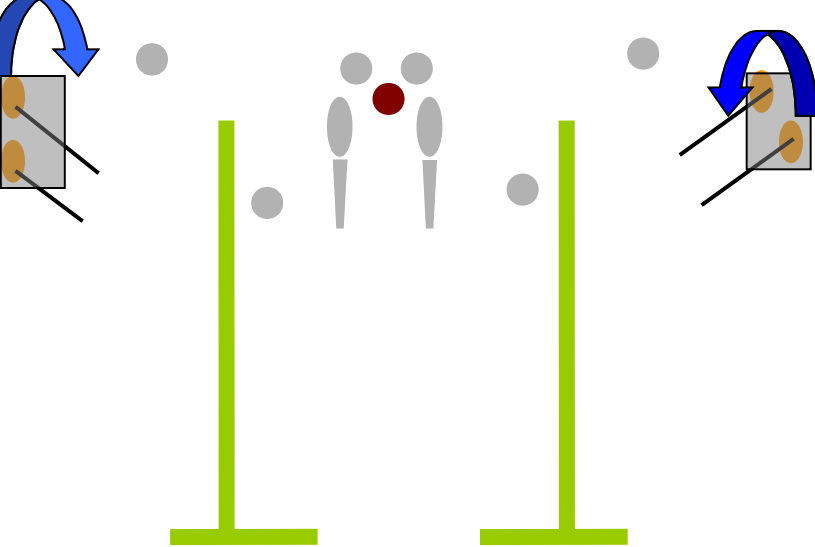
SG ready condition: option 3

start-position : SG in both hands
(8.2.2.1) one heel touching X,

start-signal: audible

procedure : after the start-signal engage
all targets

Stage 4
Range 5



medium-course

birdshot only

targets : 2 IPSC-popper, 6 IPSC plates, 8 clays,

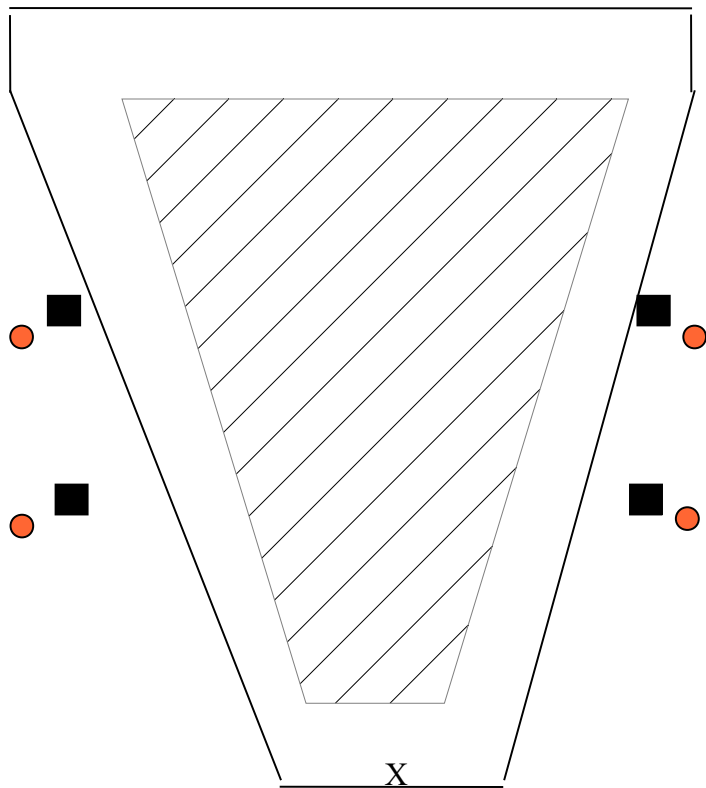
rounds to be scored: 16

SG ready condition: option 2

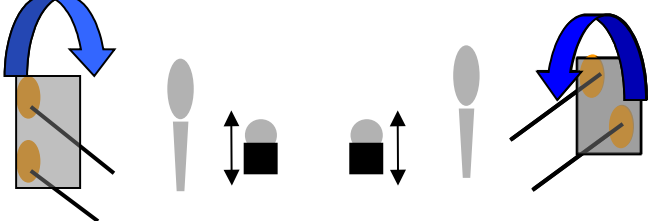
start-position :holding SG with both hands (8.2.2.1), one foot touching X

start-signal: audible

procedure : after the start-signal engage all targets. Each IP activates bobber with 2 clays each on the same side. Clays will stay visible at rest.



Stage 5
Range 7



mediumcourse

birdshot only

targets : 2 IPSC-popper, 10 IPSC plates, 4 clays

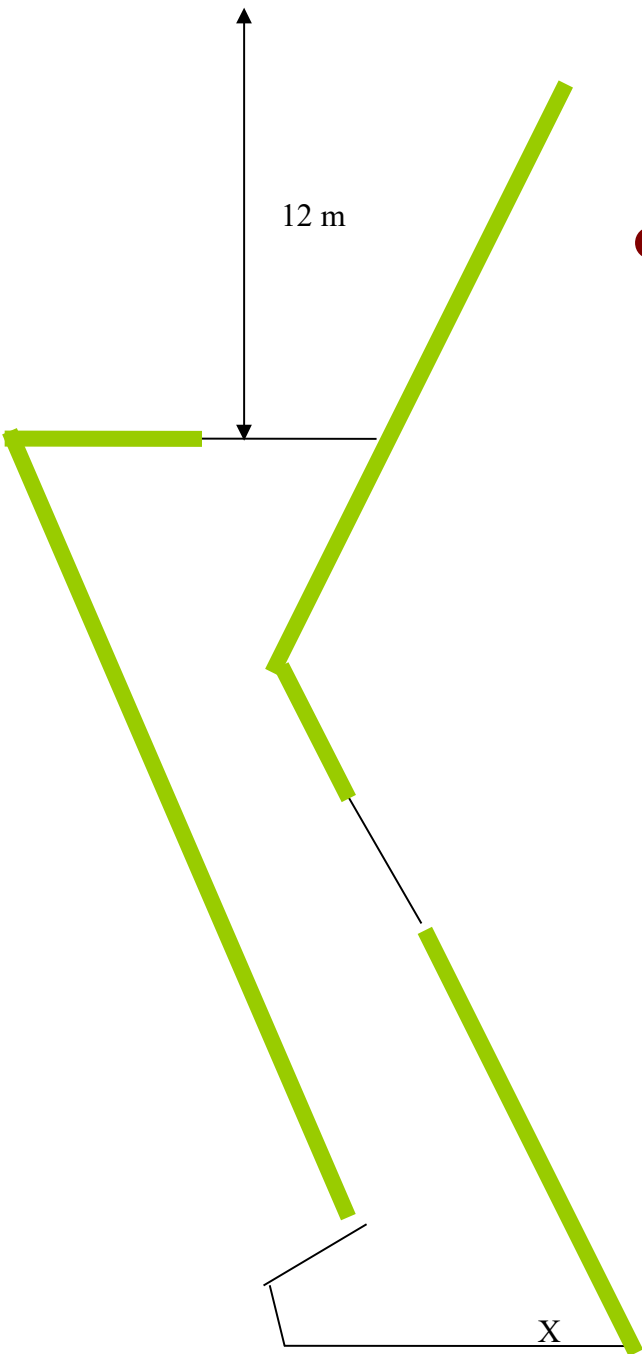
rounds to be scored: 16

SG ready condition: option 1


start-position : SG in both hands (8.2.2.1), one heel touching X

start-signal: audible

procedure : after the start-signal engage all targets from within the designated area. Each IP activates 1 bobber with 2 clays and 1 bobber with a plate which will move up and down. Clays and plates will stay visible at rest.



Stage 6 Range 8



short-course

birdshot only

targets : 4 IPSC plates, 4 clays

rounds to be scored: 8

SG ready condition: option 2

start-position : holding SG with strong hand (8.2.2.2), weak hand holding rope, standing inside area X,

start-signal: audible

procedure : after the start-signal engage all targets from inside the designated area, pulling the rope activates left bobber with 2 clays and right bobber with 2 clays. Clays will stay visible at rest.

Stage 7

Range 10 R

short-course

birdshot only


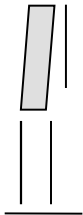
targets : 6 clays

SG ready condition: option 3

start-position : standing relaxed at x,
toes touching the mark, gun is laying on
desk as shown, all ammo is in the bucket

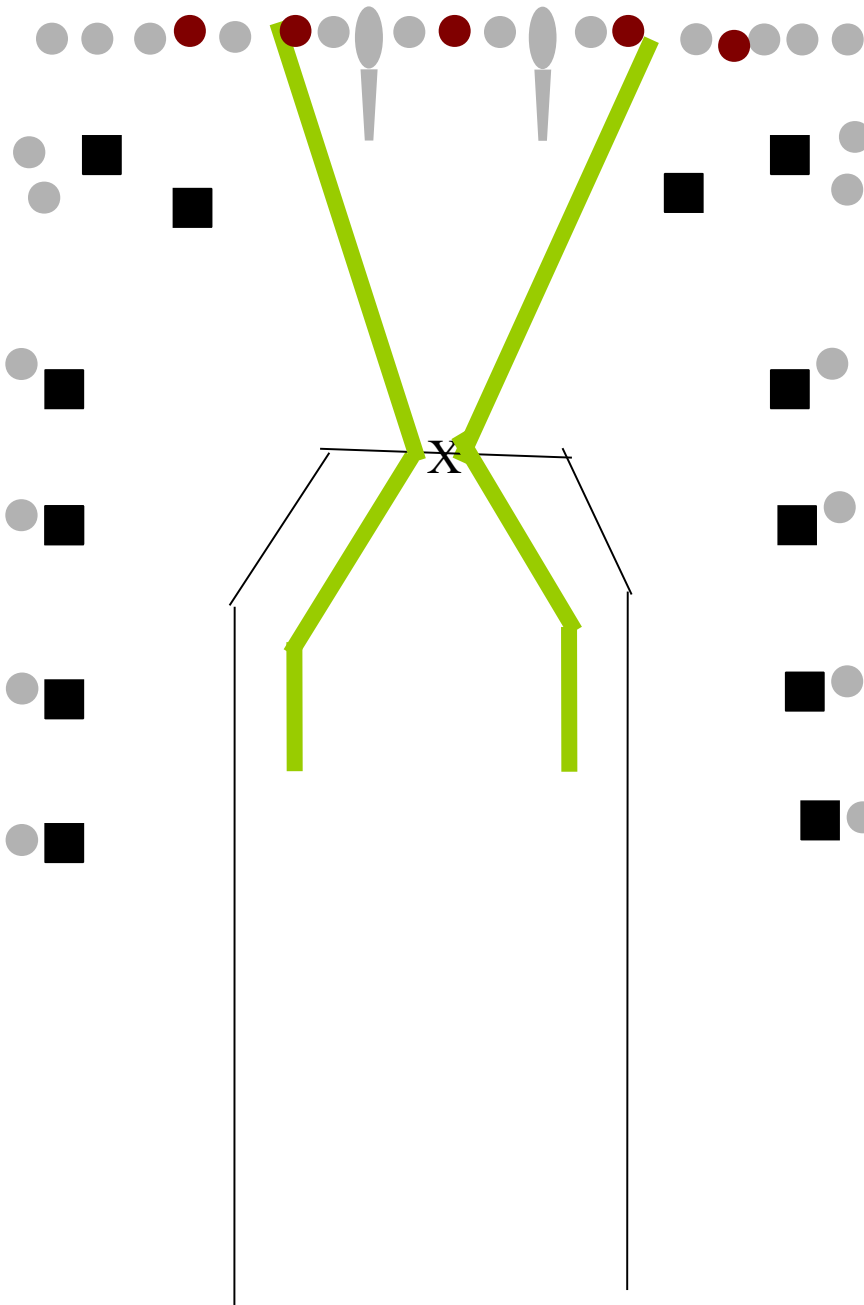
start-signal: audible

procedure : after the start-signal engage
all targets



X


Stage 8 Range 10 L



- long-course
- **birdshot only**
- targets : 2 IPSC-popper, 24 IPSC plates
- rounds to be scored: 26
- SG ready condition: option 1
- start-position : Holding SG with both hands (8.2.2.1) one toe touching X
- start-signal: audible
- procedure : after the start-signal engage all targets

Stage 9

Range 13



short-course

Birdshot only

targets : 6 clays


rounds to be scored : 6

SG ready condition: option 1

start-position : standing at X as
demonstrated, shotgun held with both
hands (8.2.2.1)

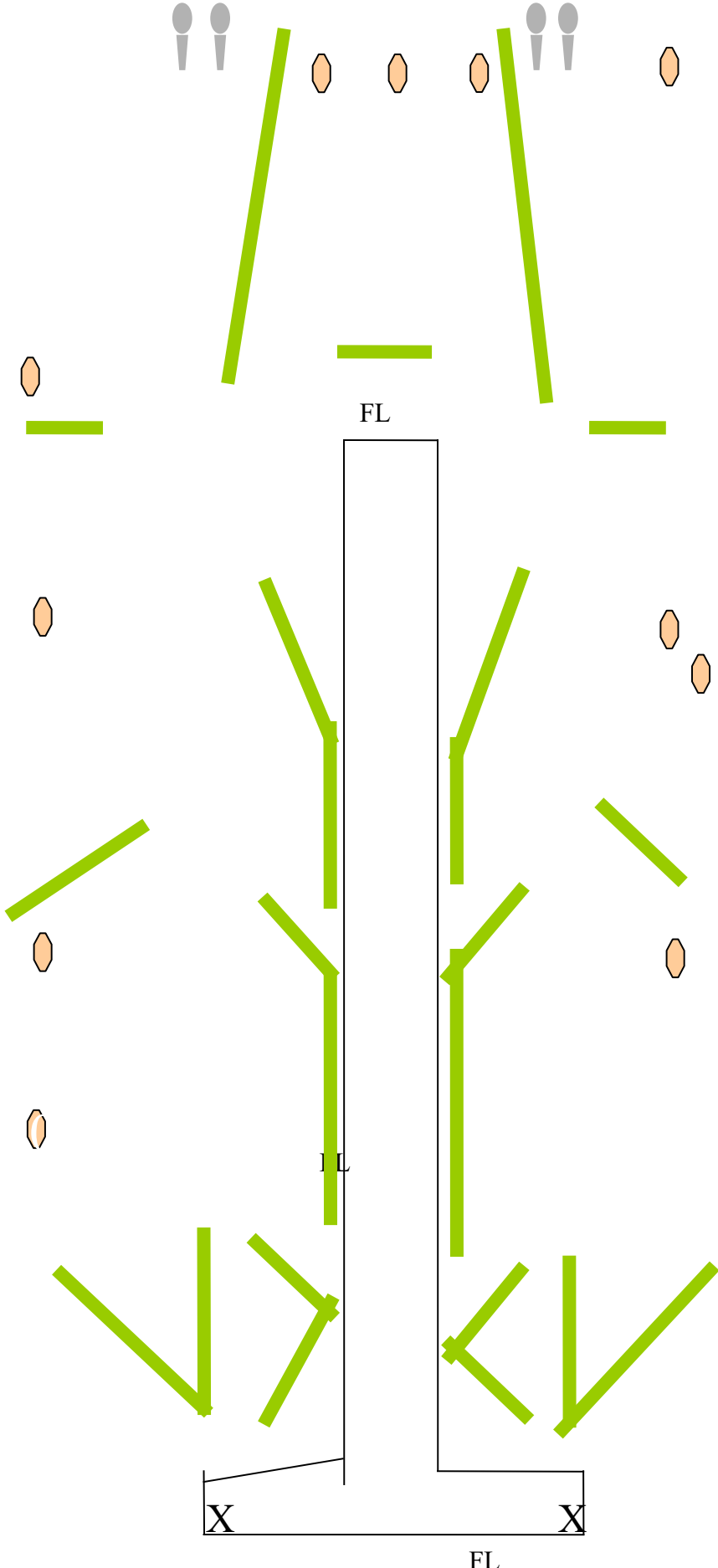
start-signal: audible

procedure : after the start-signal engage
all targets from within the designated
area.



Stage 10

Range 12



Long-course

SLUG only

targets : 11 IPSC-targets, 4 IPSC-popper

Hits per papertarget: 2

Rounds to be scored : 26

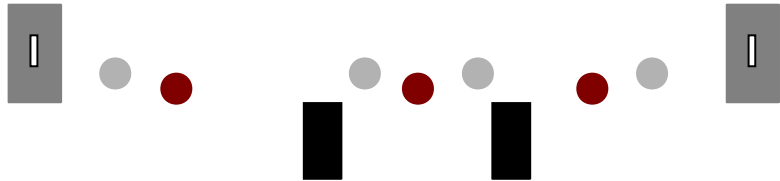
SG ready condition: option 1

start-position : standing relaxed with SG in both hands (8.2.2.1) one foot touching X

start-signal: audible

procedure : after the start-signal engage all targets from within the designated area.

Stage 11 Range 14



short-course

buckshot only

targets : 4 IPSC plates, 4 A4

Hits per papertarget: 2

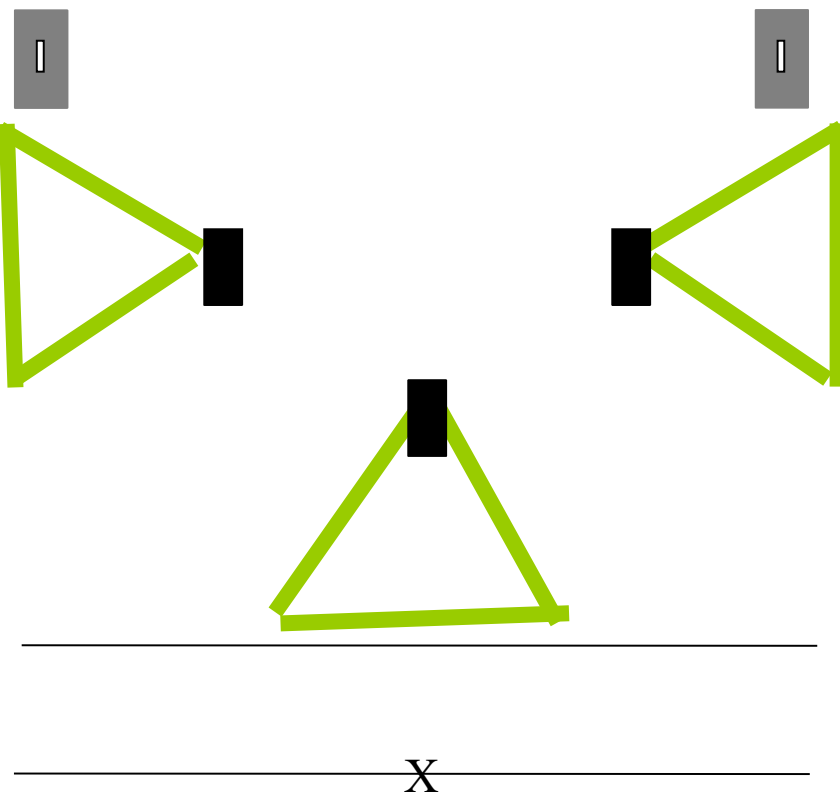
rounds to be scored 8

SG ready condition: option 1

start-position : standing relaxed with SG in both hands (8.2.2.1) one foot touching X

Startsignal: audible

Procedure: after the signal engage all targets from within the designated area.



Stage 12 Range 9